

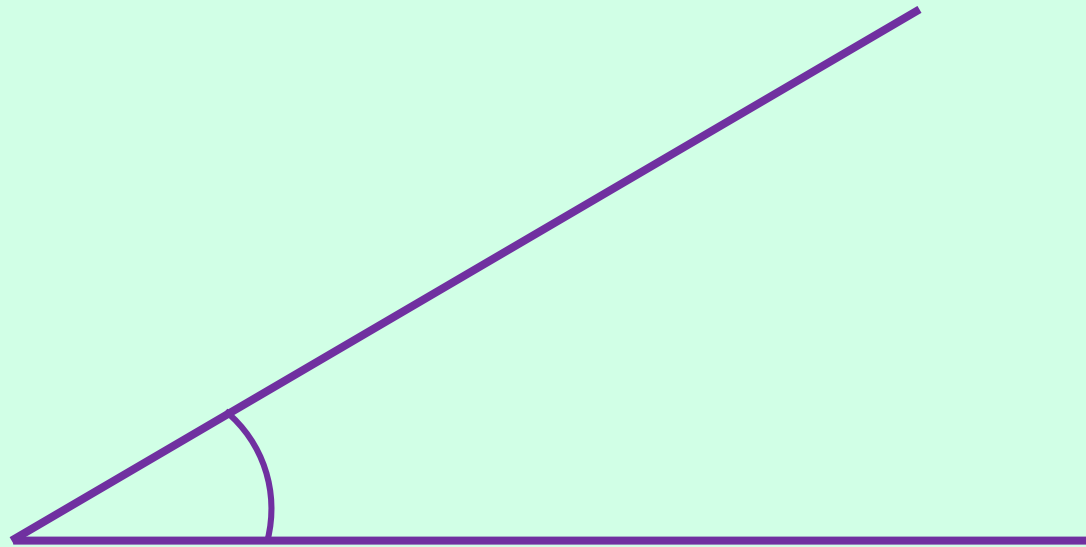
Maths Mastery

Estimate and Compare Angles



Estimate Angles

Estimate this angle and explain your answer.
Compare your answer and explanation with a member of your group.




The angle is a little less than half a right angle, so a reasonable estimate is around 35°

Hide
Answers

Estimate Angles

Estimate this angle and explain your answer.
Compare your answer and explanation with a member of your group.



120° would be a good estimate – the angle is about a third of the way between a right angle (90°) and a straight line (180°).

Hide
Answers

Estimate Angles

Estimate this angle and explain your answer.
Compare your answer and explanation with a member of your group.

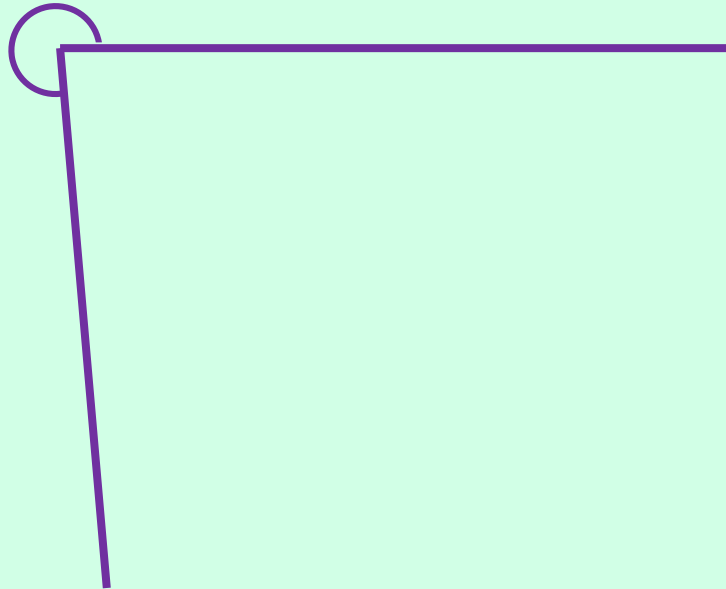


170° would be a good estimate – the angle is nearly a straight line so it is just less than 180° .

Hide
Answers

Estimate Angles

Estimate this angle and explain your answer.
Compare your answer and explanation with a member of your group.




280° would be a good estimate - the angle is a little larger than 3 right angles (270°).

Hide
Answers

Compare Angles


Order these angles from smallest to largest.




10°



25°



45°



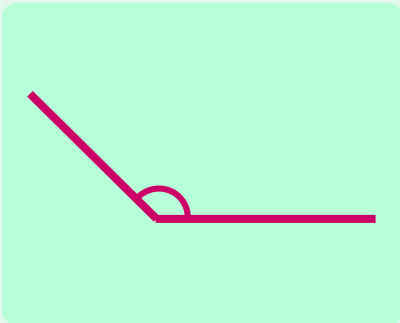
80°

Estimate each angle.


Hide
Answers

Compare Angles


Order these angles from smallest to largest.




100°



135°



160°




185°

Estimate each angle.


Hide
Answers

Compare Angles

Order these angles from smallest to largest.




195°



245°



280°



315°

Estimate each angle.

Hide
Answers

